



Confronting Climate Change in the U.S. Midwest



IOWA

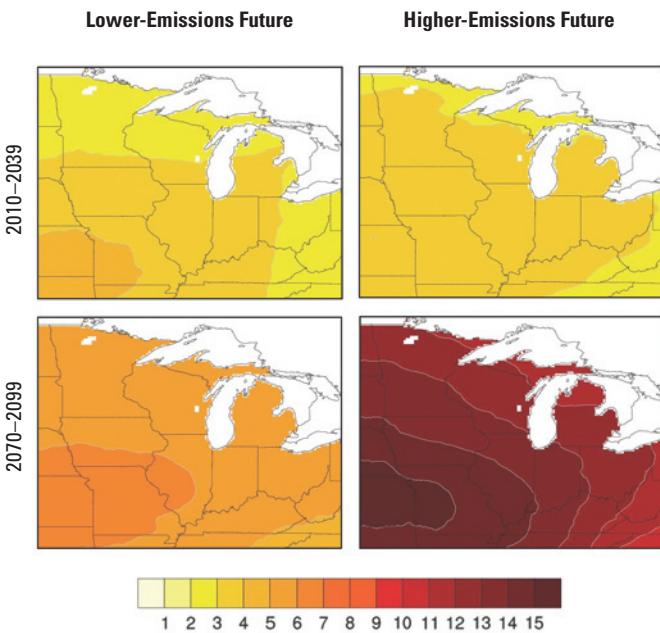
From its fertile croplands and open prairies to its many riverside communities, Iowa has been strongly shaped by its climate. However, that climate is changing due to global warming, and unless we make deep and swift cuts in our heat-trapping emissions, the changes ahead could be dramatic. This report presents new projections showing some of the potential impacts of global warming on Iowa, including severe summer heat, more dangerous storms and floods, and new threats to agricultural production.

GLOBAL WARMING AND THE MIDWEST

Global warming is caused by an increase of pollutants in the atmosphere, including carbon dioxide produced by human activities such as the burning of fossil fuels and the clearing of forests. Carbon dioxide

acts like a blanket that traps heat in our atmosphere and warms our climate; oceans, forests, and land can absorb some of this carbon, but not as fast as we are creating it. As a result, heat-trapping emissions are building up in our atmosphere to levels that could produce severe effects including extreme heat, prolonged droughts, intense storms, corrosive ocean acidification, and dangerous sea-level rise.

The climate of the Midwest has already changed measurably over the last half century (De Gaetano 2002; Kunkel et al. 1999). Average annual temperatures have risen, accompanied by a number of major heat waves in the last few years. There have been fewer cold snaps, and ice and snow are melting sooner in the spring and arriving later in the fall. Heavy rains are occurring about twice as frequently as they did a century ago, increasing the risk of flooding.



Degrees F above average summer temperature (1961-1990)

Scorching Summers Become Standard

If our heat-trapping emissions continue to increase at the current rates, every summer in Iowa toward the end of the century is projected to be as hot as or hotter than 1988—the state’s hottest summer of the last half century. Under the higher-emissions scenario (right), average summer temperatures are projected to increase over the next several decades by more than 3°F and, toward the end of the century, by an extraordinary 14°F. Under the lower-emissions scenario (left), that increase would be halved.

©Stockphoto.com/Avrijax

©Stockphoto.com/Francisco Romero

©Stockphoto.com/Lynngrae

©Stockphoto.com/Arto

©Stockphoto.com/Emrah Turudu

New Climate Projections for Iowa

New research summarized here projects significant consequences for Iowa as soon as the next few decades, increasing in severity into the middle and end of this century. This report considers these consequences in terms of three time frames: 2010–2039 (“the next few decades”), 2040–2069 (“mid-century”), and 2070–2099 (“toward the end of the century”). We compare these periods with the climate in Iowa during 1961–1990 (“the historical baseline”).

Toward the end of the century, if current pollution trends continue, projected effects in the state include:

Far more scorching summers

- Des Moines would experience more than 85 days per summer with highs over 90 degrees Fahrenheit (°F) and over a month of days with highs over 100°F.
- Des Moines would face at least three heat waves per summer like the one that killed hundreds in Chicago in 1995.
- Air quality would deteriorate, as hotter weather causes more severe smog problems (assuming similar levels of tailpipe and smokestack emissions). This would have serious consequences for public health, including a greater incidence of asthma attacks and other respiratory conditions.

Dangerous storms and flooding

- Heavy rains would become more common throughout the year,

leading to a greater incidence of flash flooding.

- Winters and springs, when the flood risk is already high, would become almost 30 percent wetter.

New threats to agriculture

- Crops and livestock would face substantially more heat stress, decreasing crop yields and livestock productivity.
- Warmer winters and a growing season up to six weeks longer would enable pests like the corn earworm to expand their range.
- Crop production would be inhibited by changing rain patterns such as wetter springs (which delay planting and increase flood risk) and almost 20 percent less rain during the increasingly hot summers.

Effective and Affordable Solutions

The most dangerous effects of climate change are likely to occur if the global average temperature rises more than two degrees Celsius above where it stood in 1850. Science shows we still have a chance of keeping temperatures below this level if we cut heat-trapping emissions deeply and quickly—and limit atmospheric levels of carbon dioxide to 450 parts per

million (see www.ucsusa.org/mwclimate for more details).

Iowa can do its part by implementing its own carbon-reducing state policies and investing in clean energy technologies that can both reduce consumer energy costs and build new growth industries in the state. Iowa can also play a lead role in calling for strong federal legislation that would provide

climate-friendly choices for Iowa consumers and businesses and help for resource managers and local governments that must prepare for the effects of climate change that cannot be avoided.

A recent analysis by the Union of Concerned Scientists (UCS), *Climate 2030: A National Blueprint for a Clean Energy Economy* (Cleetus, Clemmer, and Friedman 2009), demonstrates that the United States can cut heat-trapping emissions deeply and swiftly enough to avoid the most dangerous consequences of climate change. A comprehensive climate and energy approach—combining a cap on emissions with policies that encourage renewable electricity, energy efficiency, and cleaner transportation choices—can reduce emissions 26 percent below 2005 levels by 2020 and 56 percent below 2005 levels by 2030 while saving consumers and businesses money.

Our Analysis

Our analysis considers two different possible futures: one with a lower level of global warming pollution and one with a higher level (see www.ucsusa.org/mwclimate). These futures represent the best and worst cases of the emissions scenarios described by the international scientific community in 2000 and which have been used for scientific analysis ever since. However, they by no means encompass the full range of futures that could plausibly unfold.

Climate protection policies, if implemented quickly, could reduce emissions significantly below the lower-emissions scenario considered here. On the other hand, up until 2008, global emissions have been higher than the higher-emissions scenario being considered.

HOW WILL EMISSIONS CHOICES AFFECT IOWA'S FUTURE?

Dangerously Hot Summers

Our new analysis projects dramatically hotter summers for Iowa. This is true under both the lower- and higher-emissions scenarios, but the prevalence of extreme heat is much greater under the higher-emissions scenario. The conditions that constitute “extreme” heat were measured in two ways: counting the expected number of days above 90°F and 100°F per summer, and projecting the likelihood of extreme heat waves similar to the one that hit Chicago in 1995. By both measures, summers in Iowa will become dangerously hot.

More days over 90°F and 100°F

Because heat waves are especially lethal in cities, where urban landscapes absorb more heat during the day and are less effective at releasing it at night (the “heat island” effect), our analysis focused on the extreme heat projected for the state’s largest city, Des Moines, and the number of days each year likely to exceed 90°F and 100°F. During the historical baseline Des Moines averaged around 22 days per summer with highs over 90°F. That number rises substantially in the next several decades to almost 35, and toward the end of the century under the higher-emissions scenario, the city is projected to experience more than 85 days over 90°F—essentially the entire summer. Under the lower-emissions scenario that number would be cut by half.

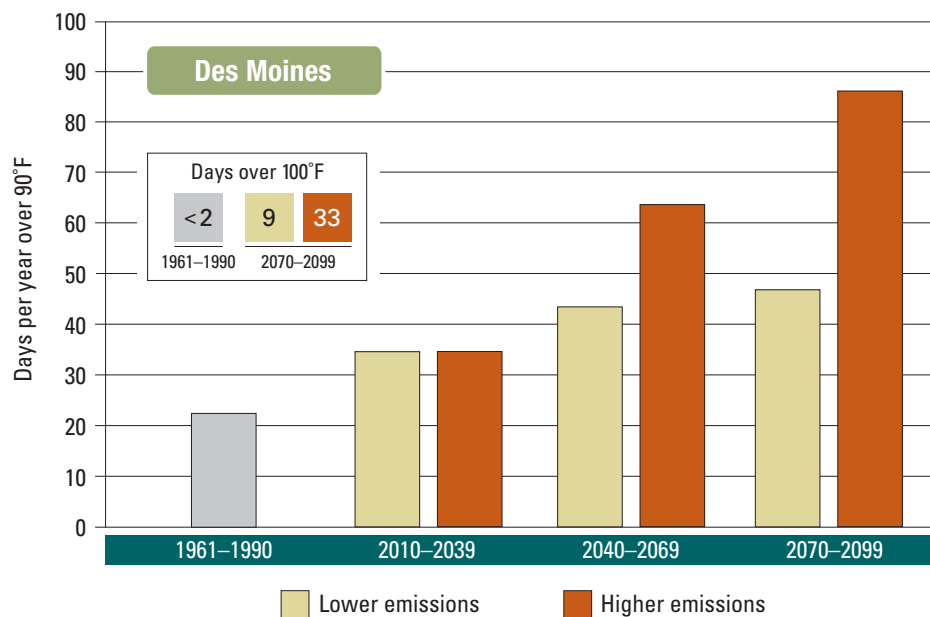
As for the more dangerous days over 100°F, Des Moines averaged fewer than two such days each summer during the historical baseline.

But toward the end of the century under the higher-emissions scenario, the city is projected to face more than 33 such days. That number would be reduced to nine under the lower-emissions scenario. Compounding matters is the likelihood that Iowa’s summers will continue to be humid—probably even more humid. Other Iowa cities such as Cedar Rapids, Davenport, and Sioux City will face conditions similar to Des Moines.

The severe heat projected for Des Moines poses serious health risks for its residents. Heat waves already kill more people in the United States each year than hurricanes, tornadoes, floods, and lightning combined

(CDC 2006), and the average annual death toll of nearly 700 may well be an underestimate, since there are no uniform reporting requirements and many deaths are probably misclassified (Luber and McGeehin 2008). Studies show that deaths from many causes, including cardiovascular and respiratory disease, increase during heat waves.

The health costs associated with heat waves are not limited to deaths; many other people become sick enough to be hospitalized. In 2005, medical costs related to extreme heat and cold totaled \$1.5 billion nationwide, or more than \$16,000 per patient. The Chicago heat wave of 1995 increased admissions to Cook



Extreme Heat Becomes More Frequent

Under the higher-emissions scenario, Des Moines could experience nearly an entire summer of days above 90°F toward the end of the century. Under the lower-emissions scenario, the number of such days would be halved. Dangerously hot days over 100°F (shown in the inset box) are also projected to increase dramatically, with more than a month of such days expected under the higher-emissions scenario.

Iowa Could Face Heat Waves of Historic Proportions

In July 1995, Chicago experienced its worst weather-related disaster ever. Temperatures reached or exceeded 90°F for seven days in a row and exceeded 100°F on two of those days (Kaiser et al. 2007). Conditions were made worse by high humidity levels, unusually warm night-time temperatures, and pollution that built up in the stagnant air. Thousands of Chicagoans developed serious heat-related conditions, overwhelming the city's emergency responders and forcing 23 hospitals to close their emergency room doors to new patients. Like the city's hospitals, the county morgue was completely overwhelmed (Klinenberg 2002).

The heat wave was ultimately responsible for between 450 and 700 heat-related deaths (Klinenberg 2002; CDC 1995). Hundreds of additional heat-related deaths occurred in other parts of the Midwest and along the East Coast (NOAA 1996).

If our heat-trapping emissions continue unabated, heat waves like this are projected to become routine in Iowa. Under the higher-emissions scenario, for example:

If our heat-trapping emissions continue unabated, heat waves of historic proportions are projected to become routine in Iowa.

- Over the next few decades, Des Moines would experience a heat wave as hot as the 1995 Chicago heat wave *twice a decade*
- By mid-century Des Moines would experience a heat wave as hot as the 1995 Chicago heat wave *at least once every summer*
- Toward the end of the century Des Moines would face heat waves as hot as the 1995 Chicago heat wave *at least three times every summer*

Under the lower-emissions scenario, these projections are greatly reduced, but Des Moines would still experience a heat wave of this magnitude every other summer toward the end of the century.

Chicago's experience actually pales in comparison to the European heat wave of 2003—the worst of the past 150 years in terms of both duration and intensity. For almost three months daily high temperatures were hotter than normal, with half of those days more than 10°F above normal. Daily low temperatures were also abnormally hot. The death toll was initially estimated around 30,000 (UNEP 2004), but more recent analyses have identified 70,000 heat-related deaths that summer in 16 countries (Robine et al. 2008). Hardest hit was France, where fatalities exceeded 2,000 per day during the heat wave's peak (Pirard et al. 2005).

Projections for Chicago and Indianapolis (cities that are cooler than Des Moines) show that these cities are very likely to suffer a heat wave comparable to the 2003 European heat wave in the next several decades. Under the higher-emissions scenario a heat wave of this magnitude would occur at least every fifth year by mid-century and every other year toward the end of the century.

County hospitals 11 percent (more than 1,000 patients) during the peak week (Semenza et al. 1999). Many heat-related deaths and illnesses can be prevented by improving warning systems, access to air conditioning, and year-round medical staffing.

More dangerous air pollution

In areas where there are local sources of fossil fuel emissions, ground-level ozone—a dangerous air pollutant and the main component of smog—increases at temperatures over 90°F (Luber and McGeehin 2008). Since our projections show that, under the

higher-emissions scenario, Iowa will experience such temperatures virtually the entire summer toward the end of the century, large cities can expect far more days of unhealthy ozone levels than would occur without global warming.

High concentrations of ground-level ozone (not to be confused with ozone in the stratosphere, which provides an important natural shield against solar radiation) diminish lung function, cause a burning sensation in the lungs, and aggravate asthma and other respiratory conditions. Ozone may also contribute to

premature death, especially in people with heart and lung disease (EPA 2008). Studies show that when ozone levels go up, so do hospitalizations for asthma and other lung conditions, and it appears that heat and ozone together increase mortality (Luber and McGeehin 2008). Ozone also damages plant life; the EPA warns that a climate change-induced increase in ozone could damage ecosystems and agriculture as well as human health (EPA 2008).

Another air contaminant of particular concern is small particulate pollution (or soot). Small particulates

increase the severity of asthma attacks in children, increase the number of heart attacks and hospitalizations related to cardiovascular disease and asthma, and cause early deaths from heart and lung disease (ALA 2009).

The leading source of small particulate air pollution is coal-fired power plants, and as demand for electricity increases in response to rising temperatures, power plants generate more emissions. Therefore, climate change threatens to exacerbate Iowa's particulate air pollution.

In Iowa today, more than 7 percent of the population (more than 31,000 children and more than 86,000 adults) suffers from asthma (ALA 2009). Heart disease was responsible for nearly 500 of every 100,000 deaths among residents older than 35 between 1996 and 2000 (CDC 2009). The combination of increasing heat, ozone, and small particulate pollution can be especially dangerous for these populations.

Changes in Storm, Flood, and Drought Patterns

In June 2008 Iowa experienced devastating storms and flooding that wiped out 20 percent of the state's crops—a loss of close to \$4 billion according to the American Farm Bureau. Levee failures forced thousands to evacuate Des Moines and Cedar Rapids, where 1,300 city blocks were inundated and the damage was ultimately estimated at \$6,100 per resident (Mattoon 2008). In Dorchester, rainfall surpassed the threshold for a storm statistically expected only once every 1,000 years. The flooding also disrupted river barge traffic, shut down biofuel refineries, and caused the mosquito population to grow by a factor of 20 in some locations (NOAA 2008). Governor Culver

declared 83 of Iowa's 99 counties to be disaster areas.

As heavy rainfalls become more common, the threat of flooding will rise, as will the value of the property at risk and the costs of emergency response systems and flood control measures such as levees and dams.

More frequent downpours and flooding

Heavy downpours are already twice as frequent in the Midwest as they were a century ago (Kunkel et al. 1999). While scientists cannot attribute any single storm to climate change, more heavy precipitation can be attributed to climate change that has already occurred over the past 50 years (Trenberth et al. 2007).

Our analysis indicates that the warming ahead will make Iowa substantially more vulnerable to the

kind of natural disasters it suffered in 2008. Two findings stand out from the research:

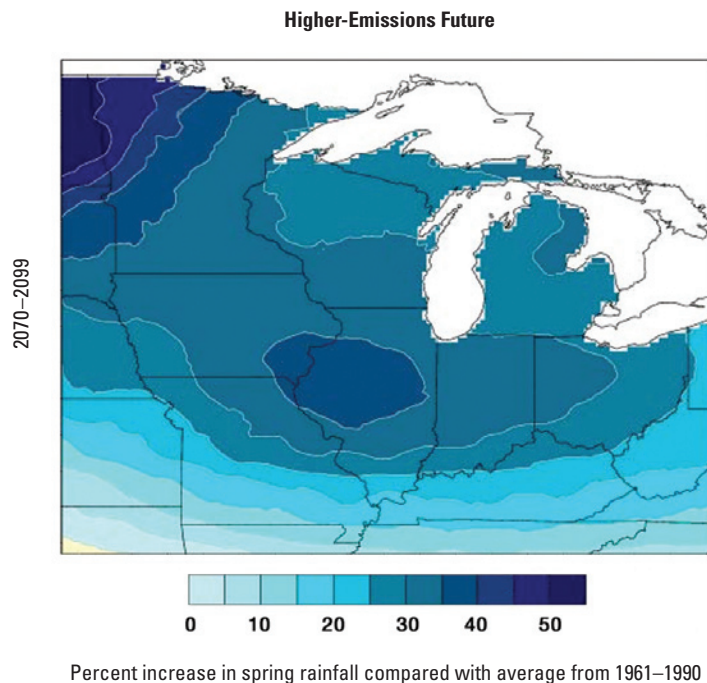
- **Precipitation is more likely to come in the form of heavy rains.** Under the higher-emissions scenario Des Moines is projected to experience a more than 20 percent increase in heavy rainfalls (defined as more than two inches of rain in one day) over the next few decades. Toward the end of the century, heavy rainfalls are projected to be almost 50 percent more frequent under the higher-emissions scenario.
- **Winters, springs, and falls will be wetter but summers will be drier.** Winters and springs are projected to see almost one-third more precipitation toward the end of the century under the higher-emissions



© Picturequest

Warming Climate Leads to Poor Air Quality

The fact that air pollution worsens as temperatures rise should concern residents of Des Moines—poor air quality already puts large numbers of people at risk from respiratory illnesses such as asthma, chronic bronchitis, and emphysema. Higher temperatures are also expected to increase the dangers of allergy-related diseases (Ziska et al. 2008).



Spring Rains Increase

Heavy downpours are now twice as frequent in the Midwest as they were a century ago. Under the higher-emissions scenario, Iowa's spring rainfall is projected to increase almost 15 percent over the next several decades and more than 30 percent toward the end of the century. This may lead to more flooding, delays in the planting of spring crops, and declining water quality in rivers, streams, and storage reservoirs.

scenario, and autumns are projected to see more precipitation as well. Meanwhile, summers will see almost 20 percent less rain. As described above, more of the rain that does fall will be in the form of downpours.

These projections show a substantially increased risk of flooding in Iowa as the century progresses, especially if emissions are high. While there is likely to be some increase in local summertime flooding due to more frequent downpours, the greatest flooding risk will occur in the winter and spring, when seasonal precipitation is expected to increase the most. In fact, analyses of various rivers in the Midwest (which used a

level of emissions somewhat lower than our higher-emissions scenario) projected more than triple the number of high-flow days toward the end of the century (Cherkauer and Sinha 2009; Wuebbles et al. 2008).

More frequent short-term droughts

Paradoxically, Iowa could face not only the risk of greater flooding but also the risk of greater drought, although climate projections are less consistent in this regard. The more temperatures rise, the more water evaporates from the soil and plants, requiring more rainfall just to maintain the same soil moisture levels.

However, the Midwest is projected to receive less rain in the summer

(when temperatures are hottest), not more. As a result, the likelihood of drought in the region will increase, as overall water levels in rivers, streams, and wetlands are likely to decline. In Iowa, short-term droughts are projected to increase, but long-duration droughts (lasting more than two years) are likely to decline.

More threats to water quality

Heavy rains increase runoff that not only washes pollutants into waterways but—in cities such as Des Moines—also causes raw sewage to spill from sewers into rivers and lakes. During a recent two-year period, Des Moines experienced 87 such overflows on 53 rain days (London 2008). The city will spend more than \$30 million every year between 2008 and 2013 to address its aging infrastructure (WRA 2008), but the heavier downpours ahead mean the typical overflows of years past are likely to be exceeded. Thus, raw sewage will flow even more frequently into Des Moines' waterways unless the new infrastructure is specifically designed to prevent this from happening.

New Threats to Iowa's Agriculture

Iowa is an important part of the nation's agricultural heartland. Nearly three-quarters of the state's acreage is devoted to cropland (USDA 2009a), and it ranks third nationally in total crop value; second in grain, oilseed, dry bean, and dry pea sales; and first in acres dedicated to corn and soybeans. Iowa also boasts one of the nation's most productive livestock industries, ranking first in hog and pig sales, fourth in cattle and calf sales, and first in number of layer hens (USDA 2009c). In 2002, more than 20 percent of Iowa's jobs were farm-related (USDA 2005) and,

in 2007, agricultural commodities brought more than \$19 billion to the state (USDA 2009a).

The heat and precipitation changes projected for Iowa have potentially profound implications for agricultural production. Toward the end of the century, growing seasons are likely to lengthen by three weeks under the lower-emissions scenario and by six to seven weeks under the higher-emissions scenario. Also, rising CO₂ levels have a fertilizing effect on crops. These changes by themselves would increase crop production, but they will be accompanied by many other changes that threaten production, such as heat stress, increased drought and flood risks, and an expansion of crop pests' range.

More heat stress for crops

The extreme summer heat projected for Iowa, particularly under the higher-emissions scenario, puts the region's crops at significant risk. Corn crops, for example, can fail at 95°F, with the risk increasing the longer the heat lasts. When such hot spells coincide with droughts, as they often do, crop losses can be severe.

The United States lost \$40 billion from a 1988 heat wave—mostly due to crop losses. Crop yields in Iowa dropped precipitously that year, with corn falling below three-quarters of its average annual yield for the period 1978–1997 and soybeans falling below 80 percent of their average annual yield for the same period (USDA 2009b). Over the next few decades (under both emissions scenarios) most Iowa summers are projected to be hotter than 1988, and by mid-century under the higher-emissions scenario, all Iowa summers are projected to be hotter than 1988.

Our analysis projects the frequency with which Iowa and the

Midwest would face three- and seven-day periods of crop-damaging temperatures of 95°F or higher. During the historical baseline such periods of intense heat were extremely rare in the Midwest, with three-day periods occurring about once every 10 years and seven-day periods occurring on average only once every 30 years in the more southern states.

Under the higher-emissions scenario, however, a three-day period with temperatures reaching 95°F or higher is projected to occur in three of every four summers in Iowa within the next few decades, and every summer toward the end of the century. A more destructive seven-day period would occur in at least half of Iowa's summers by mid-century and in at least three of every four summers toward the end of the century. Under the lower-emissions scenario, the

frequency of such periods would be significantly less toward the end of the century, with a week-long period of extreme heat occurring in about half of Iowa's summers.

The possibility of crop-damaging heat waves becoming commonplace in Iowa within a few decades represents a significant threat to the state's economy, which took in more than \$6.5 billion from corn alone in 2007 (USDA 2009a). Crops such as wheat that fail at lower temperatures than corn are even more vulnerable.

More heat stress for livestock

Extreme heat is also projected to cause heat stress for much of Iowa's livestock. Dairy cattle are particularly vulnerable to high temperatures, and milk production can decline when temperatures exceed 75°F to 80°F depending on humidity. The sale of



© Associated Press/Jeff Roberson

More Disastrous Spring Floods Could Be on the Way

While Iowa will likely see some increase in localized summer flooding due to heavier downpours, the greatest flood risk will be in the spring, when seasonal precipitation is expected to increase the most. This would result in catastrophic flooding like that experienced in 2008, when the Cedar River flooded the nine-square-mile Cedar Rapids downtown area and destroyed hundreds of homes.



Changes Mean Uncertainty for Agriculture

Iowa's farmers would benefit from the longer growing seasons expected to accompany global warming, but projected increases in spring rains could interfere with planting and cause more flooding. Farmers therefore face greater risk and expense if climate change continues unabated.

dairy products brought nearly \$670 million to Iowa in 2008.

Of even greater concern to the state will be the effect of heat on hogs and pigs, whose sale brought more than \$4.3 billion to Iowa in 2007 (USDA 2009a). Swine begin to feel heat stress when the heat index (a combined measure of temperature and humidity) surpasses 72°F to 75°F, and Iowa already loses an estimated \$40.2 million each year to heat stress in swine. Under the higher-emissions scenario, near-permanent heat stress will affect dairy cattle, hogs, pigs, and other livestock during the average Iowa summer toward the end of the century—unless they are kept cool using costly measures such as air-conditioned barns.

Wider spread of pests

The warmer winters ahead mean that crop pests and pathogens normally kept in check by cold temperatures are projected to expand their ranges northward. A recent study warned that the expanding ranges of corn pests could have a substantial economic impact in the form of higher seed and insecticide costs and lower yields (Diffenbaugh et al. 2008). Already, corn pests cost U.S. corn producers more than \$1 billion annually; the corn earworm alone is responsible for destroying about 2 percent of the nation's corn crop every year, and it has shown resistance to a wide range of insecticides (Diffenbaugh et al. 2008).

Iowa's valuable corn crop would be at risk if the corn earworm does indeed move north. During the his-

torical baseline, conditions conducive to the corn earworm occurred about once every three years in parts of Iowa. Under the higher-emissions scenario, however, conditions conducive to the corn earworm will occur every year toward the end of the century.

Potentially damaging changes in precipitation

Crops under stress from extreme heat need more rain, but Iowa is projected to receive less rain in the summer growing season as the climate warms. Dry conditions will be a particular problem for Iowa's crops because less than 1 percent have access to irrigation (USDA 2009a).

In addition, the projected increase in spring rains could interfere with planting and pose a greater risk of floods like those of June 2008, which flooded 9 percent of Iowa's corn acreage and 8 percent of its soybean acreage (NOAA 2008). Changes in precipitation are therefore likely to limit farmers' ability to take advantage of the longer growing seasons expected to accompany future climate change.

CLIMATE SOLUTIONS FOR IOWA

Energy use accounts for more than 70 percent of Iowa's global warming emissions. Electricity generation, however, contributes a lower percentage of Iowa's total emissions (31 percent) than other midwestern states because of the relatively large contribution made by agriculture (23 percent)—the highest contribution from this sector of any state in the Midwest (ICCAC 2008).

From 1990 to 2005, Iowa's global warming emissions increased

23 percent compared with the national rate of 16 percent, largely due to higher emissions from electricity generation (ICCAC 2008). In addition, Iowa's per capita emissions are 40 percent higher than the Midwest as a whole, and close to 60 percent higher than the national average. This is mainly due to Iowa's combination of relatively low population density and relatively high emissions from agriculture (WRI 2007).

If Iowa and the world are to avoid the worst consequences of climate change, the state must aggressively reduce its emissions by:

- increasing energy efficiency and conservation in industries and homes;
- boosting the use of renewable energy resources such as wind power, advanced biofuels, and geothermal energy;
- improving vehicle fuel efficiency and reducing the number of miles driven; and
- improving agricultural practices to reduce the release of heat-trapping emissions from soil tilling and fertilizer application.

These actions will also provide benefits such as lower energy costs (within a few years at most), new local jobs, and cleaner air and water. A recent analysis by the Union of Concerned Scientists shows that businesses and industries in the Midwest could collectively save \$3.8 billion in 2020 and \$11.9 billion in 2030 by instituting these kinds of changes, with the average household saving \$200 in 2020 and \$800 in 2030 (Cleetus, Clemmer, and Friedman 2009).

Iowa has made strides toward implementing a number of the strategies listed above and deserves credit

for its progress on the following initiatives:

- Personal and corporate production tax credits for wind power and other forms of renewable energy.
- A requirement that utilities offer “green” power to their customers.
- Energy-efficient building codes linked to the 2006 International Energy Conservation Code (IECC) standards. At the time of its next review of these standards (which occurs every three years), the state should adopt the recently approved 2009 IECC standards.

Pathways to Real Progress

Iowa can do much more to take advantage of clean energy opportunities and reduce global warming emis-

sions, by pursuing the cost-effective strategies summarized below.

Strengthen the renewable electricity standard (RES)

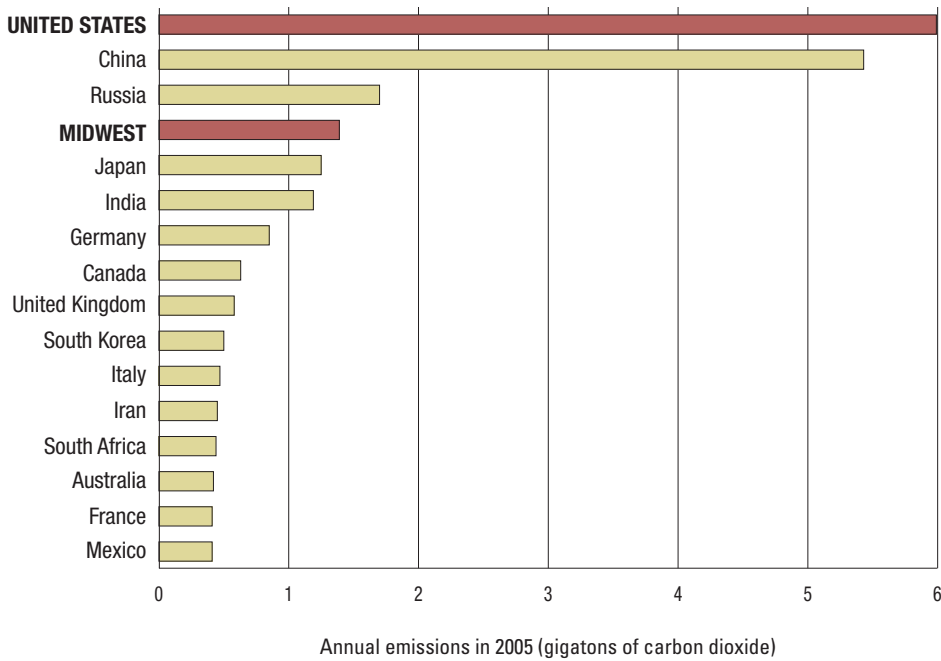
A strong RES, which requires utilities to generate a specific percentage of their electricity from renewable resources (e.g., wind, solar, bioenergy), can create local jobs and save residents money. Iowa's RES, however, is so weak that the state's utilities have already far surpassed its requirements, thanks primarily to the readily available wind on Iowa's prairies.

Thus, although more than 7 percent of Iowa's electricity in 2006 was generated from renewable energy—fifteenth best among the states—and only Texas and California generate more electricity from wind (NREL 2008), Iowa's renewable energy sector



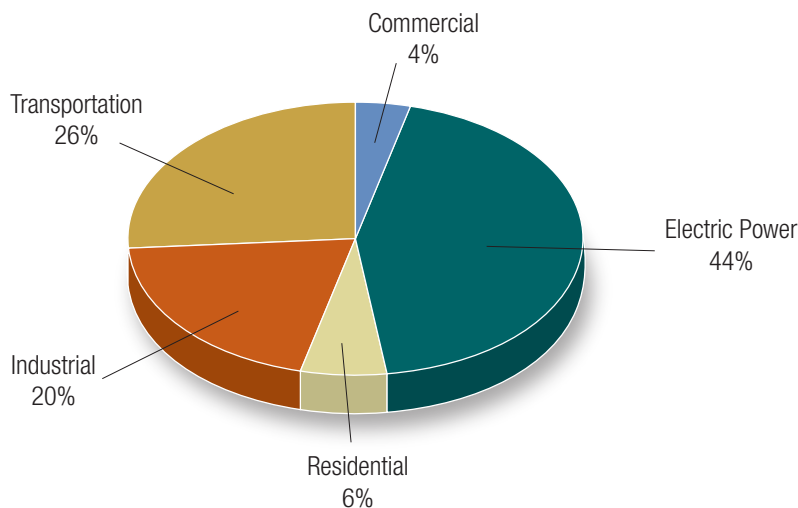
Livestock Face Increasing Heat Stress

If heat-trapping emissions continue to rise at their current pace, the state's dairy cattle, hogs, pigs, and other livestock may experience near-permanent heat stress during the average summer toward the end of the century. Adaptation options include costly measures such as air-conditioned barns and spraying livestock with water during the hottest periods.



The Midwest Burns More Fossil Fuels Than Entire Nations

The total combined emissions from eight states (Illinois, Indiana, Iowa, Michigan, Minnesota, Missouri, Ohio, and Wisconsin) would make the Midwest the world's fourth largest polluter if it were a nation. The region's emissions are more than double those of the United Kingdom, which has about the same population (EIA 2008b).



Power Plants Are Iowa's Biggest Fossil Fuel Polluters

Almost half of Iowa's heat-trapping emissions from fossil fuels are a by-product of electricity generation—primarily from coal-fired power plants (EIA 2008a).

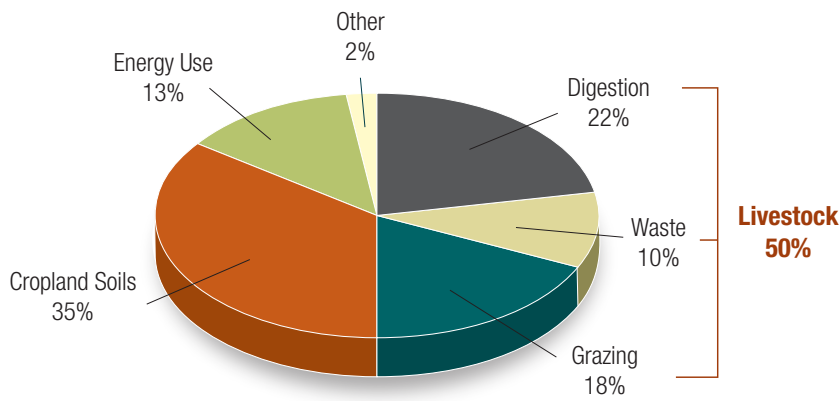
is actually being held back by the lack of a strong RES. With its capacity for producing both wind and bioenergy, Iowa is particularly well-positioned to benefit from renewable energy, and should follow the lead of states such as Illinois and Minnesota, which both have an RES that requires 25 percent renewable electricity by 2025.

Promote energy efficiency programs

Iowa can duplicate the progress achieved in Illinois, Michigan, Minnesota, and Ohio by requiring its utilities to help their customers implement energy efficiency projects. This strategy reduces global warming emissions while saving consumers money and creating local jobs for people who perform energy audits, weatherize homes, and manufacture efficient windows. According to the Midwest Energy Efficiency Alliance, "Energy efficiency programs could save Iowa families and businesses \$237 million in direct natural gas bill savings and \$337 million in direct electricity savings over the next five years" (MEEA 2009).

Stop investing in polluting coal plants

Iowa recently came close to building two new coal-fired power plants in Marshalltown and Waterloo, but the developers canceled their plans in the face of opposition from concerned citizens and environmental groups as well as potential federal regulation of carbon dioxide emissions. Rather than fighting these battles one at a time, Iowa should adopt a moratorium (or outright ban) on the construction of coal plants that are not equipped with carbon capture and storage (CCS) technology (provided this proves commercially feasible), and it should not buy electricity from such plants in other states.



Emissions percentages are CO₂-equivalent units

Agriculture Contributes to Warmer Temperatures

Agriculture generates 23 percent of Iowa’s heat-trapping emissions, including three potent global warming gases: carbon dioxide (CO₂), methane (CH₄), and nitrous oxide (N₂O) (ICCA 2009). Half of all U.S. agriculture-related emissions come from livestock production, one-third come from the cultivation and fertilization of cropland (which decreases its ability to absorb carbon), and the rest come from energy used for power generation, transportation, and construction (USDA 2008).

New financial commitments to coal plants without CCS will lock the state into high emissions for decades, while inhibiting needed investments in clean energy technologies.

Building More Resilient Communities

Because climate change is already upon us and some amount of additional warming is inevitable, Iowa must adapt to higher temperatures and more heavy rains while working to reduce its emissions. Any delay in emissions reductions will make it more difficult and costly to adapt; conversely, aggressive steps to reduce emissions *now* will provide the time ecosystems and societies need to become more resilient. For each adaptation measure considered, Iowa’s decision makers must carefully assess the potential barriers, costs, and unintended social and environmental consequences.

A State-Federal Partnership

Although Iowa can achieve much with its own policies and resources, the scale of emissions reductions required suggests that individual

states will need strong support from the federal government. The United States should therefore enact a comprehensive set of climate and energy policies including standards for renewable electricity, energy efficiency, and transportation that set a tight limit on heat-trapping emissions nationwide. The goal should be to reduce emissions at least 35 percent below current levels by 2020 and at least 80 percent by 2050.

A national renewable electricity standard and strong fuel economy standards for cars and trucks can boost local economies while substantially reducing emissions nationwide. For example, a renewable electricity standard of 20 percent by 2020 would create 2,130 jobs in Iowa and lower residents’ electricity and natural gas bills a total of \$83 million by 2020 (UCS 2007). A separate UCS analysis showed that if every car and light truck on U.S. roads averaged 35 miles per gallon (mpg) by 2018 (compared with the fleetwide average of 26 mpg today), drivers would save enough in fuel costs to create



© Suzlon Energy

Renewable Energy Presents Opportunity for Growth

Iowa generates more electricity from wind than all but two states (NREL 2008). Nationwide, the wind power industry employs 85,000 people (AWEA 2009) while generating clean energy that reduces the heat-trapping emissions from coal-fired power plants (the United States’ primary contributor to global warming).



Poor Soil Practices Add to Agricultural Emissions

Each time a plow turns over an acre of previously undisturbed land it releases a large amount of carbon dioxide, the primary heat-trapping gas. According to the USDA, cultivation and fertilization of land accounts for more than one-third of all U.S. agricultural emissions.

2,600 new jobs in Iowa by 2020 (UCS 2007b). The Obama administration is currently pursuing new standards that would achieve an average of 35.5 mpg by 2016.

Another complementary federal strategy known as a “cap-and-trade” program would set a price on emissions and require polluters to obtain government-issued permits in order

to continue emitting. By auctioning these permits the government could generate revenue for investment in:

- Energy efficiency and renewable energy solutions
- Assistance for consumers, workers, and communities facing the most difficult transition to a clean energy economy (coal miners and mining towns, for example)

- Conservation of precious natural resources
- Assistance for communities that must adapt to unavoidable consequences of climate change

Setting a price on heat-trapping emissions will also stimulate investment in cleaner and more efficient energy technologies such as CCS (if and when this proves commercially feasible) by making them more cost-competitive.

Finally, federal resources devoted to climate monitoring and assessments can provide essential information for states and communities that need to devise and implement adaptation plans. Iowa’s U.S. senators and representatives must therefore support strong federal climate and clean energy policies that will help the state reduce emissions, transition to a clean energy economy, and prepare for the climate change that will occur in the interim.

CONCLUSION

Global warming represents an enormous challenge to Iowa’s way of life and its residents’ livelihoods, but we can meet this challenge if we act swiftly. The emissions choices we make today—in Iowa and throughout the nation—will shape the climate our children and grandchildren inherit. The time to act is now.

The Union of Concerned Scientists is the leading science-based nonprofit working for a healthy environment and a safer world.

For more information on the Midwest’s changing climate, along with a list of references for this report, visit:

www.ucsusa.org/mwclimate

This report was made possible in part through the generous support of The Energy Foundation, Wallace Research Foundation, and Fresh Sound Foundation, Inc. The report was prepared by the Union of Concerned Scientists, with Melanie Fitzpatrick as project manager, Barbara Freese as lead science writer, and Bryan Wadsworth as editor. Rouwenna Lamm provided invaluable help in all stages of production. Our analysis is based on research conducted by Katharine Hayhoe (Texas Tech University) and Donald Wuebbles (University of Illinois).



Union of
Concerned
Scientists

National Headquarters
Two Brattle Square
Cambridge, MA 02238-9105
Phone: (617) 547-5552
Fax: (617) 864-9405

Washington, DC, Office
1825 K St. NW, Ste. 800
Washington, DC 20006-1232
Phone: (202) 223-6133
Fax: (202) 223-6162

West Coast Office
2397 Shattuck Ave., Ste. 203
Berkeley, CA 94704-1567
Phone: (510) 843-1872
Fax: (510) 843-3785

Midwest Office
One N. LaSalle St., Ste. 1904
Chicago, IL 60602-4064
Phone: (312) 578-1750
Fax: (312) 578-1751



Printed on recycled paper using vegetable-based inks

© 2009 Union of Concerned Scientists